Certificate of Analysis

LIQUILABS
Analytical services

biocypep.eu
Cyprus

Liquilabs s.r.o.
Inovační 122
252 41 Zlatníky-Hodkovice
Czechia
www.liquilabs.cz

Verify Results Online

Sample Identification

Sample Name	GLOW 70 mg
Batch Number	BBG702610
Date Published	2026-09-23 06:06

Results for LYO-0961

Peptides	Result	Unit	Uncertainty	Acceptable Range
BPC-157 Assay Peptide Screening 0.1% TFA	9.86	*mg*	[± 0.05]	
GHK-Cu Assay Peptide Screening 0.1% TFA	49.0	*mg*	[± 0.2]	
BPC-157 Purity Peptide Screening 0.1% TFA	> 99.8	*%*		
GHK-Cu Purity Peptide Screening 0.1% TFA	> 99.8	*%*		
BPC-157 Identification by Spectrum (FTIR) Peptide Screening 0.1% TFA	992		[± 5]	
GHK-Cu Identification by Spectrum (FTIR) Peptide Screening 0.1% TFA	996		[± 5]	
BPC-157 Identification by RT Peptide Screening 0.1% TFA	0.990		[± 0.005]	
GHK-Cu Identification by RT Peptide Screening 0.1% TFA	0.995		[± 0.005]	
Thymosin Beta 4 (TB-500) Assay Peptide Screening 0.1% TFA	9.12	*mg*	[± 0.05]	
Thymosin Beta 4 (TB-500) Purity Peptide Screening 0.1% TFA	> 99.8	*%*		
Thymosin Beta 4 (TB-500) Identification by Spectrum (FTIR) Peptide Screening 0.1% TFA	973		[± 5]	
Thymosin Beta 4 (TB-500) Identification by RT Peptide Screening 0.1% TFA	0.991		[± 0.005]	

Microbiology	Result	Unit	Uncertainty	Acceptable Range
Bacterial Endotoxin Chromgenic USP<85>/ Eur. Ph. 2.6.14. Bacterial Endotoxin Chromgenic Test	0.001	*EU/mg*	[± 0]	

Mass Spectrometry	Result	Unit	Uncertainty	Acceptable Range
Molecular Ion Mass Identification (BPC-157) Mass Spectrometry Identity	1419	*Da*	[± 1]	
Molecular Ion Mass Identification (GHK-Cu) Mass Spectrometry Identity	340	*Da*	[± 1]	
Molecular Ion Mass Identification (TB-500) Mass Spectrometry Identity	4963	*Da*	[± 1]	

LIQUILABS Analytical services	Method Specification	
Determination of identity, content and purity of BPC-157		
Document number BPC_008_2026_P	*Superseded document* -	*Number of pages* 4

1. Content Assesment

1.1. Instrumentation

Module	Name	Serial Number
System Controller	Shimadzu CBM-40 Lite	L221226351398
Degassing Unit	Shimadzu DGU-403	NA
Pump	Shimadzu LC-40B XR	L22146350580
Autosampler	Shimadzu SIL-40C XR	L22216351622
Colum Thermostat	Shimadzu CTO-40S	L22236351602
PDA Detector	Shimadzu SPD-M40	L22276352808
SQ MS Detector	Shimadzu LCMS-2050	O12476200760

1.2. Chromatographic conditions

Chromatographic conditions	
Eluent A	10 mM Ammonium Formate in ACN (HPLC, Gradient Grade)
Eluent B	10 mM Ammonium Formate in Water (HPLC, Gradient Grade)
Flow rate	0.6 mL/min
Program	Gradient elution
Injection volume	2 µL
Colum Temperature	40°C
Column	Merck SeQuant ZIC-HILIC 150x2.1mm 3.5µm
Detection wavelength	225nm

Gradient Program		
Time [min]	A [%]	B [%]
2	100	0
18	5	95
20	5	95
22	100	0
30	end	

Liquilabs s.r.o. • Inovační 122 • 252 41 Zlatníky-Hodkovice • Czechia
Phone : +420 608 444 727 • Fax : • jan.galbavy@liquilabs.cz • www.liquilabs.cz

1.3. Sample preparation

Whole amount of container was dissolved in 2mL of water (LCMS Grade). 100 µL of sample was transferred to HPLC vial and diluted by 900 µL water (LCMS Grade) and submitted for analysis.

1.4. Calibration curve

Calibration curve detail	
Quantitative method	External Standard
Calibration Type	Linear
Number of calibration points	4
Force through Zero	Disabled
Weighting Method	None

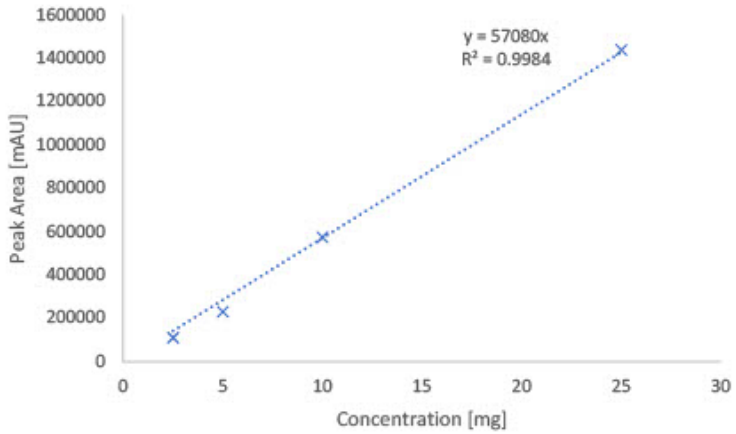

Liquilabs s.r.o. • Inovační 122 • 252 41 Zlatníky-Hodkovice • Czechia
Phone : +420 608 444 727 • Fax : • jan.galbavy@liquilabs.cz • www.liquilabs.cz

2. Purity assessment

2.1 Instrumentation

Module	Name	Serial Number
System Controller	Shimadzu CBM-40 Lite	L221226351398
Degassing Unit	Shimadzu DGU-403	NA
Pump	Shimadzu LC-40B XR	L22146350580
Autosampler	Shimadzu SIL-40C XR	L22216351622
Colum Thermostat	Shimadzu CTO-40S	L22236351602
PDA Detector	Shimadzu SPD-M40	L22276352808
SQ MS Detector	Shimadzu LCMS-2050	O12476200760

2.2 Chromatographic conditions

Chromatographic conditions	
Eluent A	10 mM Ammonium Formate in ACN (HPLC, Gradient Grade)
Eluent B	10 mM Ammonium Formate in Water (HPLC, Gradient Grade)
Flow rate	0.6 mL/min
Program	Gradient elution
Injection volume	2 µL
Colum Temperature	40°C
Column	Merck SeQuant ZIC-HILIC 150x2.1mm 3.5µm
Detection wavelength	225nm

Gradient Program		
Time [min]	A [%]	B [%]
2	100	0
18	5	95
20	5	95
22	100	0
30	end	

2.3 Purity assesment

Purity of compound assesed by area normalization method, comparing area of each peak to sum of area of all peaks detected at wavelenght of 225 nm.

Liquilabs s.r.o. • Inovační 122 • 252 41 Zlatníky-Hodkovice • Czechia
Phone : +420 608 444 727 • Fax : • jan.galbavy@liquilabs.cz • www.liquilabs.cz

3. Identity Assessment

3.1 Instrumentation

Module	Name	Serial Number
System Controller	Shimadzu CBM-40 Lite	L221226351398
Degassing Unit	Shimadzu DGU-403	NA
Pump	Shimadzu LC-40B XR	L22146350580
Autosampler	Shimadzu SIL-40C XR	L22216351622
Colum Thermostat	Shimadzu CTO-40S	L22236351602
PDA Detector	Shimadzu SPD-M40	L22276352808
SQ MS Detector	Shimadzu LCMS-2050	O12476200760

3.2 Chromatographic conditions

Chromatographic conditions	
Eluent A	10 mM Ammonium Formate in ACN (HPLC, Gradient Grade)
Eluent B	10 mM Ammonium Formate in Water (HPLC, Gradient Grade)
Flow rate	0.6 mL/min
Program	Gradient elution
Injection volume	2 µL
Colum Temperature	40°C
Column	Merck SeQuant ZIC-HILIC 150x2.1mm 3.5µm
Detection w	MS 155-2000 Da

Gradient Program		
Time [min]	A [%]	B [%]
2	100	0
18	5	95
20	5	95
22	100	0
30	end	

3.3 Molecular Ion Mass evaluation

Molecular ion mass was determined by deconvolution of multiply charged ESI-MS spectra to calculate the average neutral (zero-charge) molecular mass by equation:

$$M(neutral) = (z_i((mz_i) - H)) - ME$$

Where:
mz_i - Measured mass of charged particle
z_i - charge
H - proton mass (1.0076 Da)
ME – mass error

Liquilabs s.r.o. • Inovační 122 • 252 41 Zlatníky-Hodkovice • Czechia
Phone : +420 608 444 727 • Fax : • jan.galbavy@liquilabs.cz • www.liquilabs.cz

LIQUILABS Analytical services	Method Specification	
Determination of identity, content and purity of GHK/GHK-Cu		
Document number GHK_008_2026	*Superseded document* -	*Number of pages* 4

1. Content Assesment

1.1. Instrumentation

Module	Name	Serial Number
System Controller	Shimadzu CBM-40 Lite	L221226351398
Degassing Unit	Shimadzu DGU-403	NA
Pump	Shimadzu LC-40B XR	L22146350580
Autosampler	Shimadzu SIL-40C XR	L22216351622
Colum Thermostat	Shimadzu CTO-40S	L22236351602
PDA Detector	Shimadzu SPD-M40	L22276352808
SQ MS Detector	Shimadzu LCMS-2050	O12476200760

1.2. Chromatographic conditions

Chromatographic conditions	
Eluent A	10 mM Ammonium Formate in ACN (HPLC, Gradient Grade)
Eluent B	10 mM Ammonium Formate in Water (HPLC, Gradient Grade)
Flow rate	0.6 mL/min
Program	Gradient elution
Injection volume	2 µL
Colum Temperature	40°C
Column	Merck SeQuant ZIC-HILIC 150x2.1mm 3.5µm
Detection wavelength	225nm

Gradient Program		
Time [min]	A [%]	B [%]
2	100	0
18	5	95
20	5	95
22	100	0
30	end	

Liquilabs s.r.o. • Inovační 122 • 252 41 Zlatníky-Hodkovice • Czechia
Phone : +420 608 444 727 • Fax : • jan.galbavy@liquilabs.cz • www.liquilabs.cz

1.3. Sample preparation

Whole amount of container was dissolved in 2mL of water (LCMS Grade). 100 µL of sample was transferred to HPLC vial and diluted by 900 µL water (LCMS Grade) and submitted for analysis.

1.4. Calibration curve

Calibration curve detail	
Quantitative method	External Standard
Calibration Type	Linear
Number of calibration points	4
Force through Zero	Disabled
Weighting Method	None

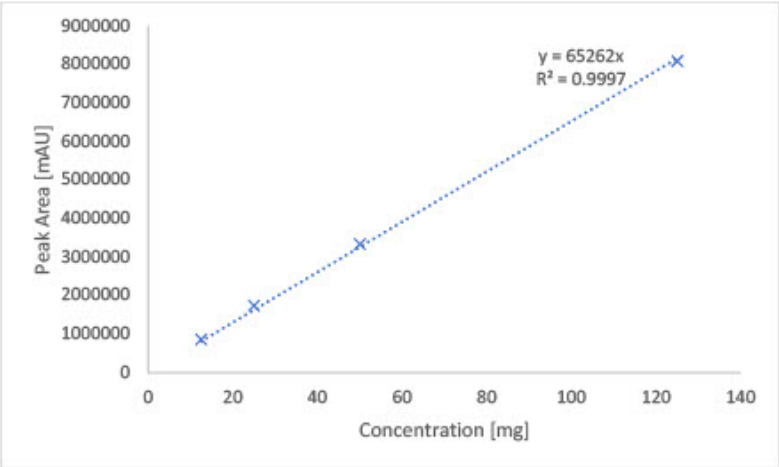

2

Liquilabs s.r.o. • Inovační 122 • 252 41 Zlatníky-Hodkovice • Czechia
Phone : +420 608 444 727 • Fax : • jan.galbavy@liquilabs.cz • www.liquilabs.cz

2. Purity assessment

2.1 Instrumentation

Module	Name	Serial Number
System Controller	Shimadzu CBM-40 Lite	L221226351398
Degassing Unit	Shimadzu DGU-403	NA
Pump	Shimadzu LC-40B XR	L22146350580
Autosampler	Shimadzu SIL-40C XR	L22216351622
Colum Thermostat	Shimadzu CTO-40S	L22236351602
PDA Detector	Shimadzu SPD-M40	L22276352808
SQ MS Detector	Shimadzu LCMS-2050	O12476200760

2.2 Chromatographic conditions

Chromatographic conditions	
Eluent A	10 mM Ammonium Formate in ACN (HPLC, Gradient Grade)
Eluent B	10 mM Ammonium Formate in Water (HPLC, Gradient Grade)
Flow rate	0.6 mL/min
Program	Gradient elution
Injection volume	2 µL
Colum Temperature	40°C
Column	Merck SeQuant ZIC-HILIC 150x2.1mm 3.5µm
Detection wavelength	225nm

Gradient Program		
Time [min]	A [%]	B [%]
2	100	0
18	5	95
20	5	95
22	100	0
30	end	

2.3 Purity assesment

Purity of compound assesed by area normalization method, comparing area of each peak to sum of area of all peaks detected at wavelenght of 225 nm.

Liquilabs s.r.o. • Inovační 122 • 252 41 Zlatníky-Hodkovice • Czechia
Phone : +420 608 444 727 • Fax : • jan.galbavy@liquilabs.cz • www.liquilabs.cz

3. Identity Assessment

3.1 Instrumentation

Module	Name	Serial Number
System Controller	Shimadzu CBM-40 Lite	L221226351398
Degassing Unit	Shimadzu DGU-403	NA
Pump	Shimadzu LC-40B XR	L22146350580
Autosampler	Shimadzu SIL-40C XR	L22216351622
Colum Thermostat	Shimadzu CTO-40S	L22236351602
PDA Detector	Shimadzu SPD-M40	L22276352808
SQ MS Detector	Shimadzu LCMS-2050	O12476200760

3.2 Chromatographic conditions

Chromatographic conditions	
Eluent A	10 mM Ammonium Formate in ACN (HPLC, Gradient Grade)
Eluent B	10 mM Ammonium Formate in Water (HPLC, Gradient Grade)
Flow rate	0.6 mL/min
Program	Gradient elution
Injection volume	2 µL
Colum Temperature	40°C
Column	Merck SeQuant ZIC-HILIC 150x2.1mm 3.5µm
Detection w	MS 155-2000 Da

Gradient Program		
Time [min]	A [%]	B [%]
2	100	0
18	5	95
20	5	95
22	100	0
30	end	

3.3 Molecular Ion Mass evaluation

Molecular ion mass was determined by deconvolution of multiply charged ESI-MS spectra to calculate the average neutral (zero-charge) molecular mass by equation:

$$M(neutral) = (z_i((mz_i) - H)) - ME$$

Where:
mz_i - Measured mass of charged particle
z_i - charge
H - proton mass (1.0076 Da)
ME – mass error

4

Liquilabs s.r.o. • Inovační 122 • 252 41 Zlatníky-Hodkovice • Czechia
Phone : +420 608 444 727 • Fax : • jan.galbavy@liquilabs.cz • www.liquilabs.cz

LIQUILABS Analytical services	Method Specification	
Determination of identity, content and purity of Thymosin Beta 4		
Document number TB_008_2026_P	*Superseded document* -	*Number of pages* 4

1. Content Assesment

1.1. Instrumentation

Module	Name	Serial Number
System Controller	Shimadzu CBM-40 Lite	L221226351398
Degassing Unit	Shimadzu DGU-403	NA
Pump	Shimadzu LC-40B XR	L22146350580
Autosampler	Shimadzu SIL-40C XR	L22216351622
Colum Thermostat	Shimadzu CTO-40S	L22236351602
PDA Detector	Shimadzu SPD-M40	L22276352808
SQ MS Detector	Shimadzu LCMS-2050	O12476200760

1.2. Chromatographic conditions

Chromatographic conditions	
Eluent A	10 mM Ammonium Formate in ACN (HPLC, Gradient Grade)
Eluent B	10 mM Ammonium Formate in Water (HPLC, Gradient Grade)
Flow rate	0.6 mL/min
Program	Gradient elution
Injection volume	2 µL
Colum Temperature	40°C
Column	Merck SeQuant ZIC-HILIC 150x2.1mm 3.5µm
Detection wavelength	225nm

Gradient Program		
Time [min]	A [%]	B [%]
2	100	0
18	5	95
20	5	95
22	100	0
30	end	

Liquilabs s.r.o. • Inovační 122 • 252 41 Zlatníky-Hodkovice • Czechia
Phone : +420 608 444 727 • Fax : • jan.galbavy@liquilabs.cz • www.liquilabs.cz

1.3. Sample preparation

Whole amount of container was dissolved in 2mL of water (LCMS Grade). 100 µL of sample was transferred to HPLC vial and diluted by 900 µL water (LCMS Grade) and submitted for analysis.

1.4. Calibration curve

Calibration curve detail	
Quantitative method	External Standard
Calibration Type	Linear
Number of calibration points	4
Force through Zero	Disabled
Weighting Method	None

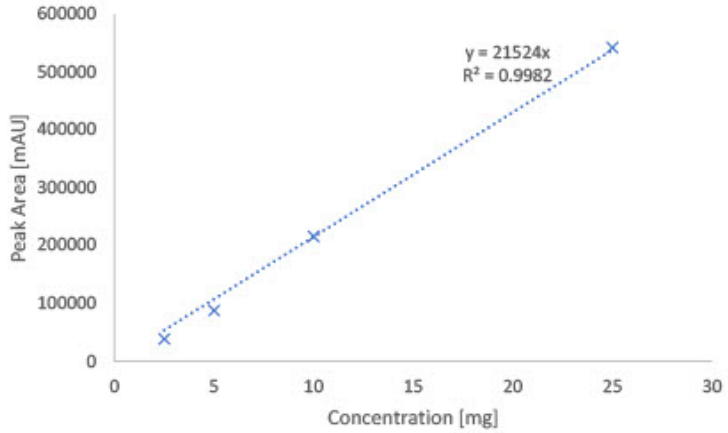

2

Liquilabs s.r.o. • Inovační 122 • 252 41 Zlatníky-Hodkovice • Czechia
Phone : +420 608 444 727 • Fax : • jan.galbavy@liquilabs.cz • www.liquilabs.cz

2. Purity assessment

2.1 Instrumentation

Module	Name	Serial Number
System Controller	Shimadzu CBM-40 Lite	L221226351398
Degassing Unit	Shimadzu DGU-403	NA
Pump	Shimadzu LC-40B XR	L22146350580
Autosampler	Shimadzu SIL-40C XR	L22216351622
Colum Thermostat	Shimadzu CTO-40S	L22236351602
PDA Detector	Shimadzu SPD-M40	L22276352808
SQ MS Detector	Shimadzu LCMS-2050	O12476200760

2.2 Chromatographic conditions

Chromatographic conditions	
Eluent A	10 mM Ammonium Formate in ACN (HPLC, Gradient Grade)
Eluent B	10 mM Ammonium Formate in Water (HPLC, Gradient Grade)
Flow rate	0.6 mL/min
Program	Gradient elution
Injection volume	2 µL
Colum Temperature	40°C
Column	Merck SeQuant ZIC-HILIC 150x2.1mm 3.5µm
Detection wavelength	225nm

Gradient Program		
Time [min]	A [%]	B [%]
2	100	0
18	5	95
20	5	95
22	100	0
30	end	

2.3 Purity assesment

Purity of compound assesed by area normalization method, comparing area of each peak to sum of area of all peaks detected at wavelenght of 225 nm.

Liquilabs s.r.o. • Inovační 122 • 252 41 Zlatníky-Hodkovice • Czechia
Phone : +420 608 444 727 • Fax : • jan.galbavy@liquilabs.cz • www.liquilabs.cz

3. Identity Assessment

3.1 Instrumentation

Module	Name	Serial Number
System Controller	Shimadzu CBM-40 Lite	L221226351398
Degassing Unit	Shimadzu DGU-403	NA
Pump	Shimadzu LC-40B XR	L22146350580
Autosampler	Shimadzu SIL-40C XR	L22216351622
Colum Thermostat	Shimadzu CTO-40S	L22236351602
PDA Detector	Shimadzu SPD-M40	L22276352808
SQ MS Detector	Shimadzu LCMS-2050	O12476200760

3.2 Chromatographic conditions

Chromatographic conditions	
Eluent A	10 mM Ammonium Formate in ACN (HPLC, Gradient Grade)
Eluent B	10 mM Ammonium Formate in Water (HPLC, Gradient Grade)
Flow rate	0.6 mL/min
Program	Gradient elution
Injection volume	2 µL
Colum Temperature	40°C
Column	Merck SeQuant ZIC-HILIC 150x2.1mm 3.5µm
Detection w	MS 155-2000 Da

Gradient Program		
Time [min]	A [%]	B [%]
2	100	0
18	5	95
20	5	95
22	100	0
30	end	

3.3 Molecular Ion Mass evaluation

Molecular ion mass was determined by deconvolution of multiply charged ESI-MS spectra to calculate the average neutral (zero-charge) molecular mass by equation:

$$M(neutral) = (z_i((mz_i) - H)) - ME$$

Where:
mz_i - Measured mass of charged particle
z_i - charge
H - proton mass (1.0076 Da)
ME – mass error

Liquilabs s.r.o. • Inovační 122 • 252 41 Zlatníky-Hodkovice • Czechia
Phone : +420 608 444 727 • Fax : • jan.galbavy@liquilabs.cz • www.liquilabs.cz

Analysis Report

LIQUILABS Analytical services

Analysis of quantity of active ingredient by UHPLC with MS detection

Sample Information

Injection Volume	: 2
Data File	: LYO-0961__007.lcd
Method File	: Peptides HILIC_A.lcm
Date Acquired	: 9/21/2026 4:41:28 PM

Chromatogram

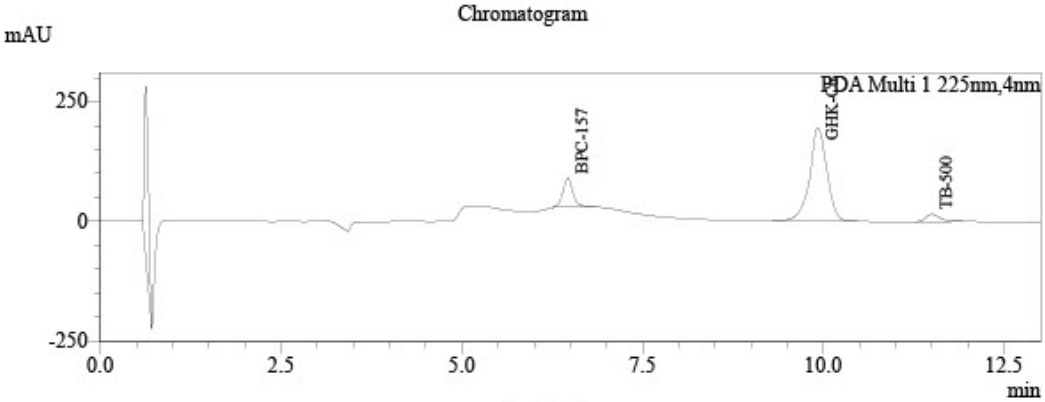

Peak Table

PDA Ch1 225nm

Peak#	Name	Ret. Time	Area	Area%	Conc.	Unit
1		0.629	1372021	25.365	0.000	
2	BPC-157	6.467	577420	10.675	9.855	mg/L
3	GHK-Cu	9.922	3254932	60.176	49.027	mg/L
4	TB-500	11.499	204666	3.784	9.125	mg/L
Total			5409039	100.000		

Peak Table

Liquilabs s.r.o. • Inovační 122 • 252 41 Zlatníky-Hodkovice • Czechia
Phone : +420 608 444 727 • Fax : • jan.galbavy@liquilabs.cz • www.liquilabs.cz

Analysis Report

LIQUILABS Analytical services

Identification of active ingredient by UHPLC Mass Spectrometr

MS Chromatogram

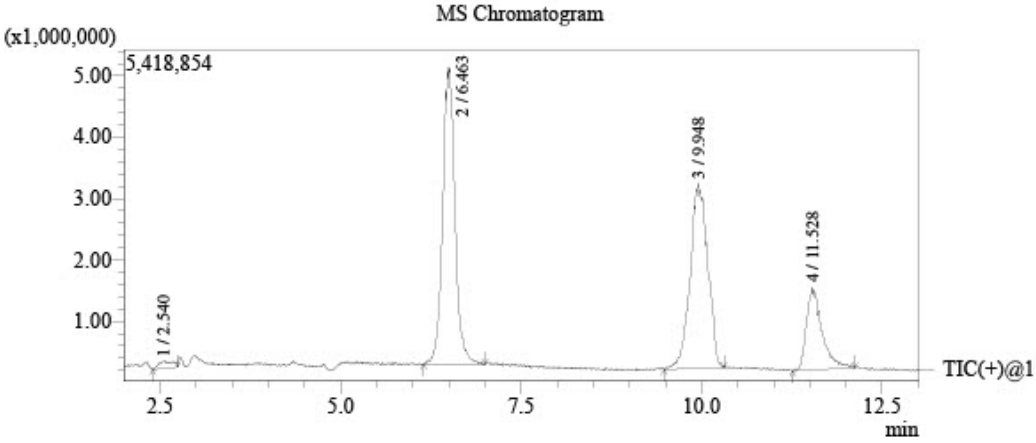

Library Search

Base Peak: 710(611428)
Scan Range: 155.00 - 2000.00 Porality: Positive

Reference spectrum



Detected spectrum

Library: Peptide HILIC.lib
Formula: C62H98N16O22 CAS: 137525-51-0 Mol.Weight: 1419(0!=)
Compound Name: BPC-157



Liquilabs s.r.o. • Inovační 122 • 252 41 Zlatníky-Hodkovice • Czechia
Phone : +420 608 444 727 • Fax : • jan.galbavy@liquilabs.cz • www.liquilabs.cz

Base Peak: 341(551162)
Scan Range: 155.00 - 2000.00 Porality: Positive

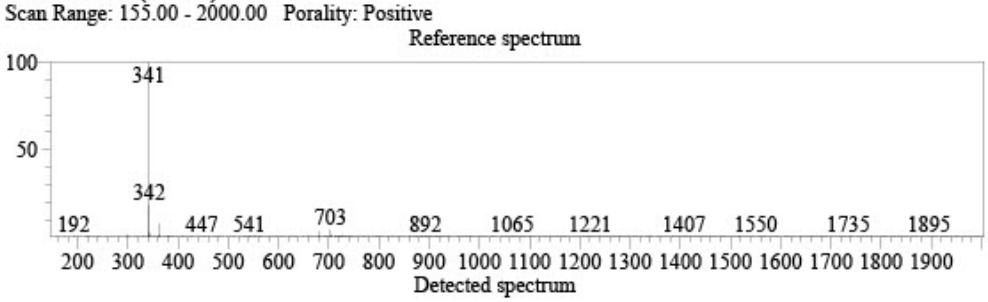

Library: Peptide HILIC.lib
Formula: C14H24O4 CAS: 49557-75-7 Mol.Weight: 340(0!=)
Compound Name: GHK-Cu



Liquilabs s.r.o. • Inovační 122 • 252 41 Zlatníky-Hodkovice • Czechia
Phone : +420 608 444 727 • Fax : • jan.galbavy@liquilabs.cz • www.liquilabs.cz

Base Peak: 1241(71425)
Scan Range: 155.00 - 2000.00 Porality: Positive

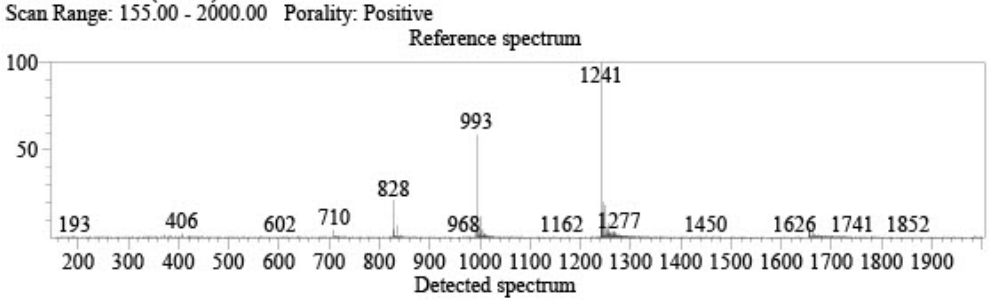

Library: Peptide HILIC.lib
Formula: C38H68N10O14 CAS: 885340-08-9 Mol.Weight: 4963(0!=)
Compound Name: TB-500 (Thymosin Beta)

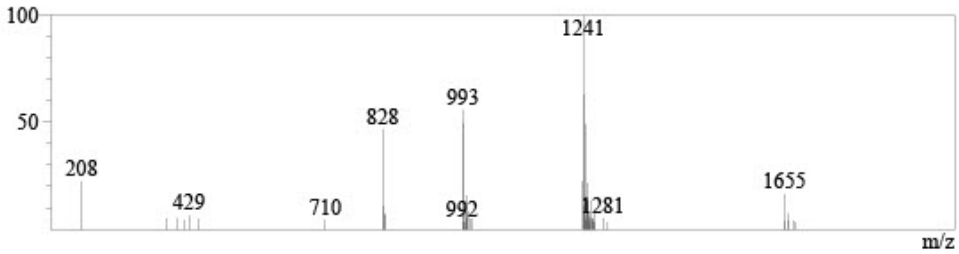

Liquilabs s.r.o. • Inovační 122 • 252 41 Zlatníky-Hodkovice • Czechia
Phone : +420 608 444 727 • Fax : • jan.galbavy@liquilabs.cz • www.liquilabs.cz

Endotoxin Determination Report

File Information
Filename: C:\UVVis-Data\Data\File_260918-2_154452.vqud
Date/Time: 09/18/2026 04:54:59 PM

Instrument Information
Instrument Type: UV-1900 Series
Model (S/N): UV-1900i (A12536253123)

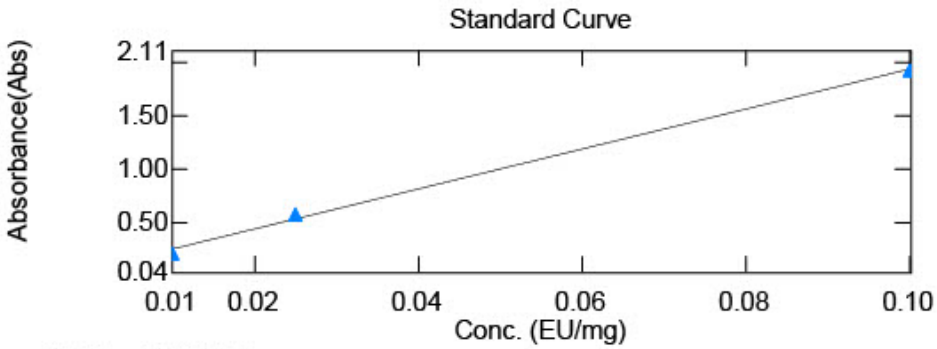

y = 18.7714 x + 0.0637890
r2 = 0.99801

	Sample Name	Conc	Raw_WL545.0	Dilution Rate
1	LYO-0926	0.022	0.0847	20.00
2	LYO-0927	0.022	0.0840	20.00
3	LYO-0628	3.762	1.8295	40.00
4	LYO-0929	0.146	0.2004	20.00
5	LYO-0930	0.031	0.0928	20.00
6	LYO-0931	3.089	1.5134	40.00
7	LYO-0932	2.149	1.0724	40.00
8	LYO-0933	0.428	0.4655	20.00
9	LYO-0934	0.251	0.2992	20.00
10	LYO-0935	0.037	0.0986	20.00
11	LYO-0936	0.171	0.2243	20.00
12	LYO-0937	0.036	0.0974	20.00
13	LYO-0938	1.105	0.5824	40.00
14	LYO-0939	3.203	1.5670	40.00
15	LYO-0940	2.518	1.2455	40.00
16	LYO-0941	2.266	1.1272	40.00
17	LYO-0942	0.079	0.1380	20.00
18	LYO-0943	0.034	0.0959	20.00
19	LYO-0944	0.031	0.0928	20.00
20	LYO-0945	0.022	0.0849	20.00

Liquilabs s.r.o. • Inovační 122 • 252 41 Zlatníky-Hodkovice • Czechia
Phone : +420 608 444 727 • Fax : • jan.galbavy@liquilabs.cz • www.liquilabs.cz

	Sample Name	Conc	Raw_WL545.0	Dilution Rate
21	LYO-0946	0.042	0.1031	20.00
22	LYO-0947	0.106	0.1637	20.00
23	LYO-0948	0.019	0.0820	20.00
24	LYO-0949	0.013	0.0763	20.00
25	LYO-0950	0.079	0.1382	20.00
26	LYO-0951	0.087	0.1458	20.00
27	LYO-0952	0.045	0.1057	20.00
28	LYO-0953	0.045	0.1062	20.00
29	LYO-0954	0.036	0.0976	20.00
30	LYO-0966	3.815	1.8541	40.00
31	LYO-0967	0.057	0.1169	20.00
32	LYO-0955	20.436	1.2626	320.00
33	LYO-0956	23.200	1.1525	400.00
34	LYO-0957	1.027	0.5456	40.00
35	LYO-0958	3.753	1.8249	40.00
36	LYO-0959	4.137	2.0051	40.00
37	LYO-0960	0.014	0.0770	20.00
38	LYO-0961	0.013	0.0757	20.00
39	LYO-0962	0.046	0.1069	20.00
40	LYO-0963	0.059	0.0748	100.00

Liquilabs s.r.o. • Inovační 122 • 252 41 Zlatníky-Hodkovice • Czechia
Phone : +420 608 444 727 • Fax : • jan.galbavy@liquilabs.cz • www.liquilabs.cz

	Sample Name	Conc	Raw_WL545.0	Dilution Rate
41	LYO-0964	0.132	0.0885	100.00
42	LYO-0965	0.274	0.1153	100.00

Liquilabs s.r.o. • Inovační 122 • 252 41 Zlatníky-Hodkovice • Czechia
Phone : +420 608 444 727 • Fax : • jan.galbavy@liquilabs.cz • www.liquilabs.cz

Responsibles



Mr. Ján Galbavý
CEO

Analysis results relate only to the samples tested.
This document shall not be reproduced except in full, without the written approval of Liquilabs s.r.o.

Liquilabs s.r.o. • Inovační 122 • 252 41 Zlatníky-Hodkovice • Czechia
Phone : +420 608 444 727 • Fax : • jan.galbavy@liquilabs.cz • www.liquilabs.cz