Certificate of Analysis

LIQUILABS
Analytical services

biocypep.eu
Cyprus

Liquilabs s.r.o.
Inovační 122
252 41 Zlatníky-Hodkovice
Czechia
www.liquilabs.cz

Verify Results Online

Sample Identification

Sample Name	GLP1 10 mg
Batch Number	SM102610
Date Published	2026-09-23 06:01

Results for LYO-0944

Peptides	Result	Unit	Uncertainty	Acceptable Range
Semaglutide Assay Peptide Screening 0.1% TFA	9.39	*mg*	[± 0.05]	
Semaglutide Purity Peptide Screening 0.1% TFA	99.7	*%*	[± 0.5]	
Semaglutide Identification by Spectrum Peptide Screening 0.1% TFA	982		[± 5]	
Semaglutide Identification by RT Peptide Screening 0.1% TFA	0.996		[± 0.005]	

Microbiology	Result	Unit	Uncertainty	Acceptable Range
Bacterial Endotoxin Chromgenic USP<85>/ Eur. Ph. 2.6.14. Bacterial Endotoxin Chromgenic Test	0.010	*EU/mg*	[± 0]	

Mass Spectrometry	Result	Unit	Uncertainty	Acceptable Range
Molecular Ion Mass Identification (MS Deconvolution) Mass Spectrometry Identity	4113	*Da*	[± 1]	

Liquilabs s.r.o. • Inovační 122 • 252 41 Zlatníky-Hodkovice • Czechia
Phone : +420 608 444 727 • Fax : • jan.galbavy@liquilabs.cz • www.liquilabs.cz

LIQUILABS Analytical services	Method Specification	
Determination of identity, content and purity of Semaglutide		
Document number SEMA_008_2026	*Superseded document* -	*Number of pages* 4

1. Content Assesment

1.1. Instrumentation

Module	Name	Serial Number
System Controller	Shimadzu CBM-40 Lite	L221226351398
Degassing Unit	Shimadzu DGU-403	NA
Pump	Shimadzu LC-40B XR	L22146350580
Autosampler	Shimadzu SIL-40C XR	L22216351622
Colum Thermostat	Shimadzu CTO-40S	L22236351602
PDA Detector	Shimadzu SPD-M40	L22276352808
SQ MS Detector	Shimadzu LCMS-2050	O12476200760

1.2. Chromatographic conditions

Chromatographic conditions	
Eluent A	0.1% DFA in Water (HPLC, Gradient Grade)
Eluent B	0.1% DFA in Acetonitrile (HPLC, Gradient Grade)
Flow rate	0.8 mL/min
Program	Gradient elution
Injection volume	2 µL
Colum Temperature	60°C
Column	Waters XSelect CSH C18, 100x2.1mm 2.5µm
Detection wavelength	280nm

Gradient Program		
Time [min]	A [%]	B [%]
1	98	2
13.99	35	65
14	5	95
15	5	95
15.01	98	2
19	end	

1

Liquilabs s.r.o. • Inovační 122 • 252 41 Zlatníky-Hodkovice • Czechia
Phone : +420 608 444 727 • Fax : • jan.galbavy@liquilabs.cz • www.liquilabs.cz

1.3. Sample preparation

Whole amount of container was dissolved in 2mL of water (LCMS Grade). 100 µL of sample was transferred to HPLC vial and diluted by 900 µL water (LCMS Grade) and submitted for analysis.

1.4. Calibration curve

Calibration curve detail	
Quantitative method	External Standard
Calibration Type	Linear
Number of calibration points	5
Force through Zero	Enabled
Weighting Method	None

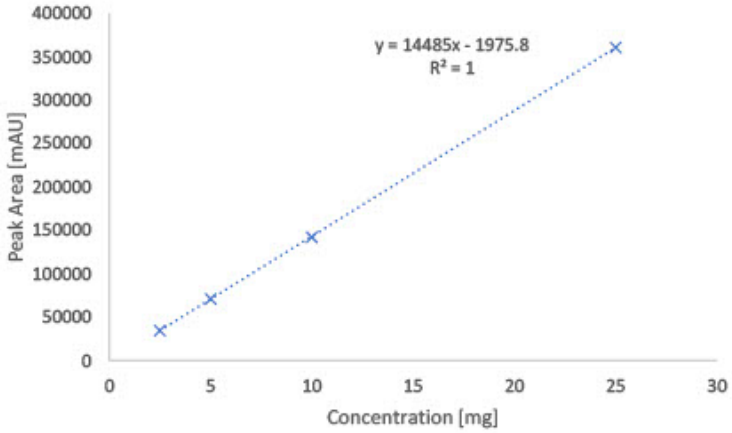

2

Liquilabs s.r.o. • Inovační 122 • 252 41 Zlatníky-Hodkovice • Czechia
Phone : +420 608 444 727 • Fax : • jan.galbavy@liquilabs.cz • www.liquilabs.cz

2. Purity assessment

2.1 Instrumentation

Module	Name	Serial Number
System Controller	Shimadzu CBM-40 Lite	L221226351398
Degassing Unit	Shimadzu DGU-403	NA
Pump	Shimadzu LC-40B XR	L22146350580
Autosampler	Shimadzu SIL-40C XR	L22216351622
Colum Thermostat	Shimadzu CTO-40S	L22236351602
PDA Detector	Shimadzu SPD-M40	L22276352808
SQ MS Detector	Shimadzu LCMS-2050	O12476200760

2.2 Chromatographic conditions

Chromatographic conditions	
Eluent A	0.1% DFA in Water (HPLC, Gradient Grade)
Eluent B	0.1% DFAin Acetonitrile (HPLC, Gradient Grade)
Flow rate	0.8 mL/min
Program	Gradient elution
Injection volume	2 µL
Colum Temperature	60°C
Column	Waters XSelect CSH C18, 100x2.1mm 2.5µm
Detection wavelength	225nm

Gradient Program		
Time [min]	A [%]	B [%]
1	98	2
13.99	35	65
14	5	95
15	5	95
15.01	98	2
19	end	

2.3 Purity assesment

Purity of compound assesed by area normalization method, comparing area of each peak to sum of area of all peaks detected at wavelenght of 225 nm.

Liquilabs s.r.o. • Inovační 122 • 252 41 Zlatníky-Hodkovice • Czechia
Phone : +420 608 444 727 • Fax : • jan.galbavy@liquilabs.cz • www.liquilabs.cz

3. Identity Assessment

3.1 Instrumentation

Module	Name	Serial Number
System Controller	Shimadzu CBM-40 Lite	L221226351398
Degassing Unit	Shimadzu DGU-403	NA
Pump	Shimadzu LC-40B XR	L22146350580
Autosampler	Shimadzu SIL-40C XR	L22216351622
Colum Thermostat	Shimadzu CTO-40S	L22236351602
PDA Detector	Shimadzu SPD-M40	L22276352808
SQ MS Detector	Shimadzu LCMS-2050	O12476200760

3.2 Chromatographic conditions

Chromatographic conditions	
Eluent A	0.1% DFA in Water (HPLC, Gradient Grade)
Eluent B	0.1% DFAin Acetonitrile (HPLC, Gradient Grade)
Flow rate	0.8 mL/min
Program	Gradient elution
Injection volume	2 µL
Colum Temperature	60°C
Column	Waters XSelect CSH C18, 100x2.1mm 2.5µm
Detection wavelength	280nm

Gradient Program		
Time [min]	A [%]	B [%]
1	98	2
13.99	35	65
14	5	95
15	5	95
15.01	98	2
19	end	

3.3 Molecular Ion Mass evaluation

Molecular ion mass was determined by deconvolution of multiply charged ESI-MS spectra to calculate the average neutral (zero-charge) molecular mass by equation:

$$M(neutral) = (z_t((mz_t) - H)) - ME$$

Where:
mz_t - Measured mass of charged particle
z_t - charge
H - proton mass (1.0076 Da)
ME – mass error

Liquilabs s.r.o. • Inovační 122 • 252 41 Zlatníky-Hodkovice • Czechia
Phone : +420 608 444 727 • Fax : • jan.galbavy@liquilabs.cz • www.liquilabs.cz

Analysis Report

LIQUILABS Analytical services

Analysis of quantity of active ingredient by UHPLC with MS detection

Sample Information

Injection Volume	: 2
Data File	: LYO-0944__027.lcd
Method File	: Peptide Screening_DFA_Group A.lcm
Date Acquired	: 9/19/2026 2:32:38 AM

Chromatogram

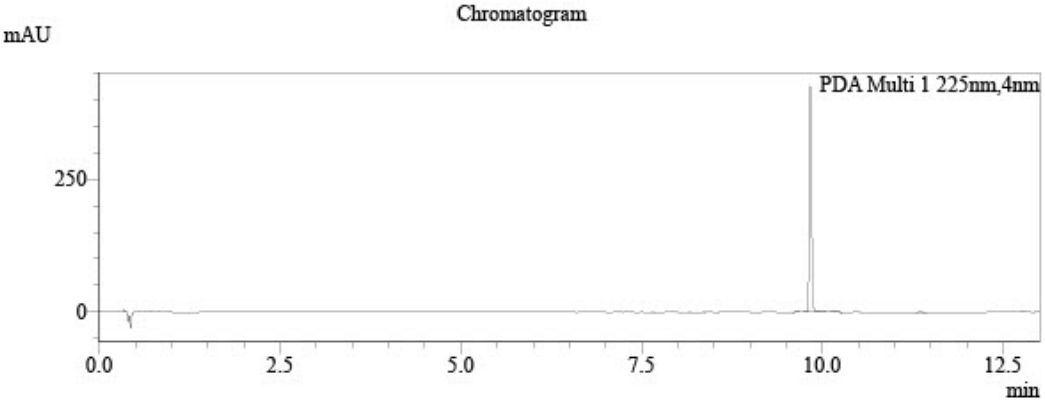

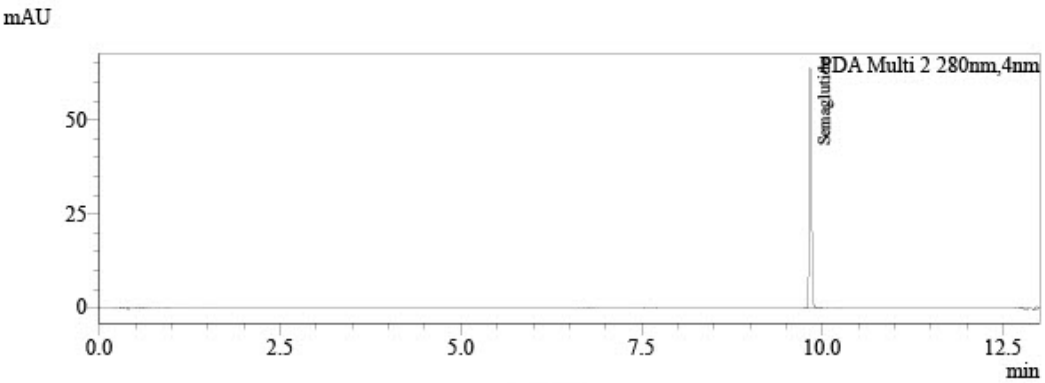

Peak Table

PDA Ch1 225nm

Peak#	Name	Ret. Time	Area	Area%	Conc.	Unit
1		9.639	1101	0.121	0.000	
2		9.833	909068	99.720	0.000	
3		10.135	134	0.015	0.000	
4		10.216	196	0.022	0.000	
5		11.350	1125	0.123	0.000	
Total			911624	100.000		

Peak Table

PDA Ch2 280nm

Peak#	Name	Ret. Time	Area	Area%	Conc.	Unit
1	Semaglutide	9.832	134081	94.884	9.393	mg
2		12.772	1492	1.056	0.000	
3		12.960	1918	1.357	0.000	
4		14.232	3820	2.703	0.000	

Liquilabs s.r.o. • Inovační 122 • 252 41 Zlatníky-Hodkovice • Czechia
Phone : +420 608 444 727 • Fax : • jan.galbavy@liquilabs.cz • www.liquilabs.cz

Peak#	Name	Ret. Time	Area	Area%	Conc.	Unit
Total			141311	100.000		

Liquilabs s.r.o. • Inovační 122 • 252 41 Zlatníky-Hodkovice • Czechia
Phone : +420 608 444 727 • Fax : • jan.galbavy@liquilabs.cz • www.liquilabs.cz

Analysis Report

LIQUILABS Analytical services

Identification of active ingredient by UHPLC Mass Spectrometr

MS Chromatogram

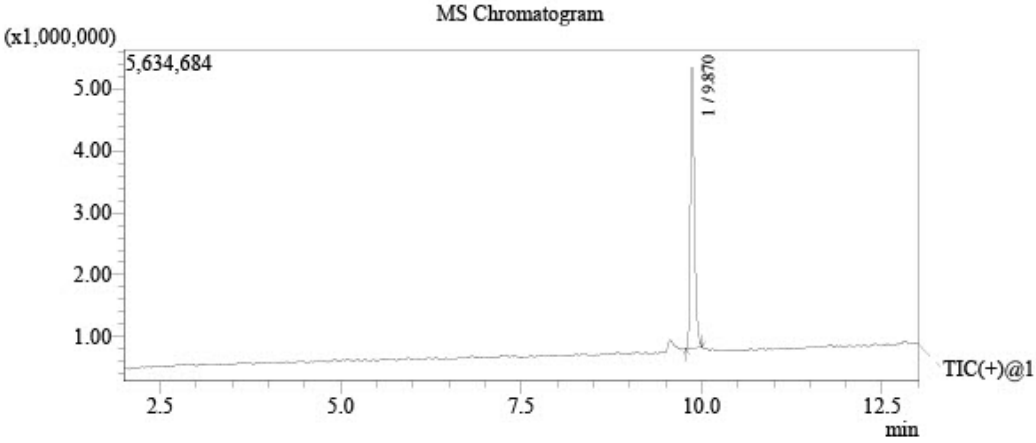

Library Search

Base Peak: 1029(1534166)
Scan Range: 220.00 - 2000.00 Porality: Positive

Reference spectrum

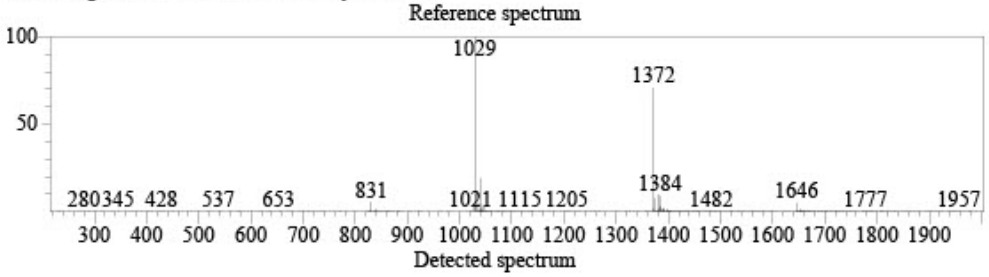

Detected spectrum

Library: Peptide Screening_DFA.lib
Formula: C187H291N45O59 CAS: 910463-68-2 Mol.Weight: 4113(0!=)
Compound Name: Semaglutide



Liquilabs s.r.o. • Inovační 122 • 252 41 Zlatníky-Hodkovice • Czechia
Phone : +420 608 444 727 • Fax : • jan.galbavy@liquilabs.cz • www.liquilabs.cz

Endotoxin Determination Report

File Information
Filename: C:\UVVis-Data\Data\File_260918-2_154452.vqud
Date/Time: 09/18/2026 04:54:59 PM

Instrument Information
Instrument Type: UV-1900 Series
Model (S/N): UV-1900i (A12536253123)

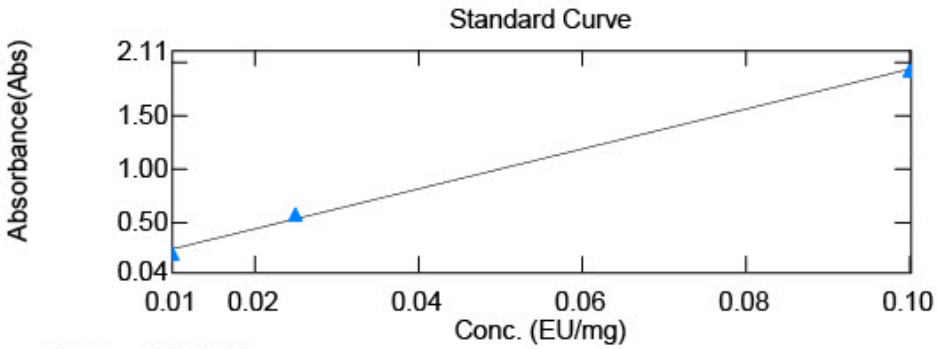

y = 18.7714 x + 0.0637890
r2 = 0.99801

	Sample Name	Conc	Raw_WL545.0	Dilution Rate
1	LYO-0926	0.022	0.0847	20.00
2	LYO-0927	0.022	0.0840	20.00
3	LYO-0628	3.762	1.8295	40.00
4	LYO-0929	0.146	0.2004	20.00
5	LYO-0930	0.031	0.0928	20.00
6	LYO-0931	3.089	1.5134	40.00
7	LYO-0932	2.149	1.0724	40.00
8	LYO-0933	0.428	0.4655	20.00
9	LYO-0934	0.251	0.2992	20.00
10	LYO-0935	0.037	0.0986	20.00
11	LYO-0936	0.171	0.2243	20.00
12	LYO-0937	0.036	0.0974	20.00
13	LYO-0938	1.105	0.5824	40.00
14	LYO-0939	3.203	1.5670	40.00
15	LYO-0940	2.518	1.2455	40.00
16	LYO-0941	2.266	1.1272	40.00
17	LYO-0942	0.079	0.1380	20.00
18	LYO-0943	0.034	0.0959	20.00
19	LYO-0944	0.031	0.0928	20.00
20	LYO-0945	0.022	0.0849	20.00

Liquilabs s.r.o. • Inovační 122 • 252 41 Zlatníky-Hodkovice • Czechia
Phone : +420 608 444 727 • Fax : • jan.galbavy@liquilabs.cz • www.liquilabs.cz

	Sample Name	Conc	Raw_WL545.0	Dilution Rate
21	LYO-0946	0.042	0.1031	20.00
22	LYO-0947	0.106	0.1637	20.00
23	LYO-0948	0.019	0.0820	20.00
24	LYO-0949	0.013	0.0763	20.00
25	LYO-0950	0.079	0.1382	20.00
26	LYO-0951	0.087	0.1458	20.00
27	LYO-0952	0.045	0.1057	20.00
28	LYO-0953	0.045	0.1062	20.00
29	LYO-0954	0.036	0.0976	20.00
30	LYO-0966	3.815	1.8541	40.00
31	LYO-0967	0.057	0.1169	20.00
32	LYO-0955	20.436	1.2626	320.00
33	LYO-0956	23.200	1.1525	400.00
34	LYO-0957	1.027	0.5456	40.00
35	LYO-0958	3.753	1.8249	40.00
36	LYO-0959	4.137	2.0051	40.00
37	LYO-0960	0.014	0.0770	20.00
38	LYO-0961	0.013	0.0757	20.00
39	LYO-0962	0.046	0.1069	20.00
40	LYO-0963	0.059	0.0748	100.00

Liquilabs s.r.o. • Inovační 122 • 252 41 Zlatníky-Hodkovice • Czechia
Phone : +420 608 444 727 • Fax : • jan.galbavy@liquilabs.cz • www.liquilabs.cz

	Sample Name	Conc	Raw_WL545.0	Dilution Rate
41	LYO-0964	0.132	0.0885	100.00
42	LYO-0965	0.274	0.1153	100.00

Liquilabs s.r.o. • Inovační 122 • 252 41 Zlatníky-Hodkovice • Czechia
Phone : +420 608 444 727 • Fax : • jan.galbavy@liquilabs.cz • www.liquilabs.cz

Responsibles



Mr. Ján Galbavý
CEO

Analysis results relate only to the samples tested.
This document shall not be reproduced except in full, without the written approval of Liquilabs s.r.o.

Liquilabs s.r.o. • Inovační 122 • 252 41 Zlatníky-Hodkovice • Czechia
Phone : +420 608 444 727 • Fax : • jan.galbavy@liquilabs.cz • www.liquilabs.cz